

**t-max**

**DRAWER TYPE MOLD RACKS**

[www.t-max.com.tr](http://www.t-max.com.tr)

FEATURES

- » Save space and facilitate mold management.
- » The ejector plate of the mold frame can be pumped freely after being loaded, and the storage and retrieval work can be completed easily and quickly in cooperation with the available pulley and manuals hoist
- » The mold frame adopts a removable structure, and all accessories can be combined arbitrarily.
- » The overall structure is scientific and reasonable, and it is firm and reliable after being assembled and formed as required, with high safety.
- » The maximum weight of each grid can reach 100kg/1500kg/2000kg

TXMR

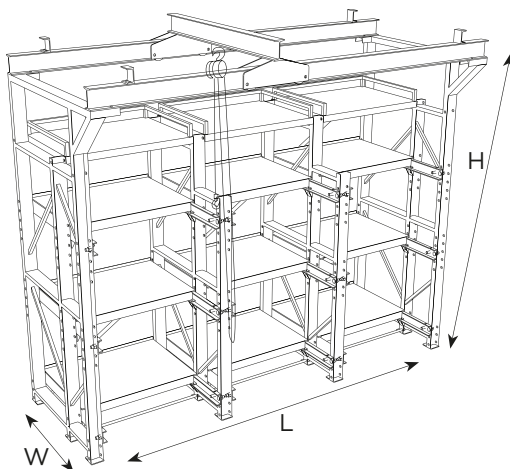


TX-MR2000

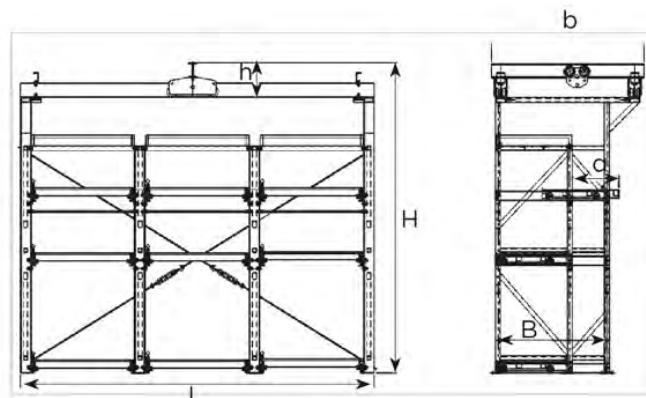
Technical Features

Model	Maximum Load (kg)		Dimensions (LxWxH)	Manual Crane Chain lock Holder (mm) (HxW)	Chain (mm) (a)	Chain Block (kg)
	Lower	2-3 Fold				
TXMR-1000	1000	800	3130x600x2000	500x880	350	1000
TXMR-1500	1500	1000	3430x780x2000	500x1050	350	1500
TXMR-2000	2000	1200	3430x1100x2950	330x1480	450	2000

Dimensions



TXMR-2000



TXMR-1000-1500

## C TYPE ONE-WAY FULLY-OPEN DRAWER MOLD RACK

t-max

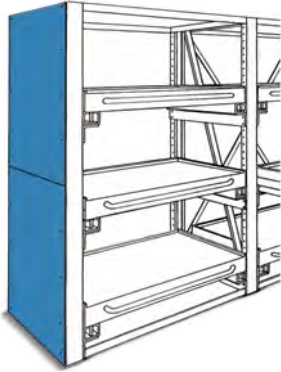
### FEATURES:

- » C type mould rack, the drawers can be opened 100% in one-way.
- » Mainly be used to store the plastic moulds, press die and other kinds of moulds.
- » Large storage capacity to save floor space, easy to manage moulds, improve the workshop cleanliness and efficiency.
- » Drawer assembly design to meet your diversified needs.
- » The layers altitude can be adjusted per 50mm and the quantity of rows can be unlimited assembled.
- » Manual or electrical chain hoists optional.
- » Powder coated finish.
- » Color: light grey Ral-7035, blue Ral-5012.



C332

Model	Size (cm) (L*D*H)	Drawer				Manual Crane	
		Size	Load	Quantity	Opening	with	Load
C331	295*90*220	81*85 (W * D)	1000kg	9	100%	✓	—
C332	(L * D * H)			12		○	800kg
C341	295*90*250					✓	—
C342	(L * D * H)			○		—	
C331W	355*90*220	100*85 (W * D)	1000kg	9	100%	✓	—
C332W	(L * D * H)			12		○	800kg
C341W	355*90*250					✓	—
C342W	(L * D * H)			○		—	




**Side Panels**

The side panels are available to be supplied.



**Pulley&Chain Hoist**

The pulley, manual chain hoist and electrical chain hoist are available to be supplied.



**Back Panels**

The back panels are available to be supplied.


**Rubber Pads for Drawers**

The rubber pads for drawers are available to be supplied.



**Wooden Pads for Drawers**

The wooden pads for drawers are available to be supplied.



**Sliding Doors**

The sliding doors are available to be supplied.

**Floor Bolts**

The floor bolts are supplied as standard for every upright. The uprights must be fixed on the floor.



**Top Panels**

The top panels are supplied as standard. You can put some light things when without the pulley.



## FEATURES:

- » H type mould rack,the drawers can be opened 90% in one-way
- » Mainly be used to store the plastic moulds, press dies and other kinds of moulds.
- » Large storage capacity to save floor space, easy to manage moulds improve the workshop cleanliness and efficiency.
- » Drawer assembly design to meet your diversified needs.
- » The layers altitude can be adjusted per 100mm and the quantity of rows can be unlimited assembled.
- » Manual or electrical chain hoist is optional.
- » Powder coated finish.Color:light grey Ral-7035, blue Ral-5012.



Model	Size (cm) (L*D*H)	Drawer				Manual Crane	
		Size (cm)	Load	Quantity	Opening	with	Load
H331	285*95*220 (L * D * H)	80*61 (W * D)	1000kg	9	90%	✓	800kg
H332						○	—
H341				12		✓	800kg
H342						○	—
H351				15		✓	800kg
H352		○	—				
H331A	375*129*200 (L * D * H)	110*75 (W * D)	2000kg	9	✓	800kg	
H332A					○	—	
H341A				12	✓	800kg	
H342A					○	—	

### FEATURES:

- » M type mould rack, the drawers can be opened 50% in one-way. Mainly be used to store the plastic moulds, press dies and other kinds of moulds
- » Large storage capacity to save floor space, easy to manage moulds improve the workshop cleanliness and efficiency.
- » Drawer assembly design to meet your diversified needs.
- » The layers altitude can be adjusted per 100mm and the quantity of rows can be unlimited assembled. Manual or electrical chain hoist is optional.
- » Powder coated finish. Color: light grey Ral-7035, blue Ral-5012.



Model	Size (cm) (L*D*H)	Drawer				Manual Crane	
		Size (cm)	Load	Quantity	Opening	with	Load
M331	285*66*220 (L* D * H)	80*61 (W * D)	800kg	9	50%	✓	800kg
M332						○	—
M341						✓	800kg
M342				○		—	
M351				15		✓	800kg
M352				○		—	

# t-max

Tepro Makina ve Otomasyon Sistemleri San. ve Tic. A.Ş.  
İnönü Mah. Gebze Güzeller OSB, Nursultan  
Nazarbayev SK. No:14, 41400 Gebze / Kocaeli  
+90 (216) 709 26 00

[www.t-max.com.tr](http://www.t-max.com.tr)