

t-max

DRYING AND DEHUMIDIFIERS

www.t-max.com.tr

Hopper Dryer

THD-50

THD series hopper dryers offer an effective and low-cost method for plastic material drying. Hot air is used to dry wet materials due to moisture absorption during packaging, transportation, and recycling. They can be directly mounted on the moulding machine for quick drying and space saving.

For this series, hot air blows evenly from bottom to the top (both TDH-800 and TDH-1000 have down-blowing air pipe and accessible door for easy material clearance) of the hopper with capacity ranging from 12 kg to 1000 kg. All models can be supplied with optional 24 hours auto start / stop timer.



THD-50

FEATURES

- » Adopt hot air diffuser to gain an even hot air flow to improve drying efficiency.
- » Unique hot air inlet elbow design can prevent dust pilling up at bottom of the pipe heaters so to avoid burning.
- » All material contact surfaces are made of stainless steel to eliminate material contamination
- » Separable hopper base provides easy Access to hopper tank for the convenience of material changing and cleaning.
- » Proportional deviation indicative temperature controller for accurate temperature control.
- » Overheat protectors to prevent accidents by human error or manchanical faults.
- » Standard aluminum bases are equipped to all models in the series.
- » Overheat indicating light, motor contactor and overload realy are equipped Standard, to all models except for Economy type.
- » Exposed power switch is equipped, to all models except for Economy type.
- » Timer and double insulated hopper are available as options.
- » More optional accessories: "L" "A" type flor stand, dried-material suction box, hopper magnet, magnetic base, hot air recycler, blower inlet filter, exhausted air fitler, and cyclone dust separator.

OPTIONS :



Cyclone Dust Separators:

Effectively filters 90% dust contain air which is discharge from dryer so to avoid air pollution.



Exhaust Air Filters:

Effectively filter 80% dust contain air which is discharged from dryer so to avoid air pollution.



Hot Air Recycler:

Works with hopper dryer to make the hot air form a semi-hermetic circulated loop and has features as follows

Hot air recycling and circulating to avoid indoor temperature rising up Keep air in factory clean and ensure good product quality.

Heating by fast how air circulation can low down energy consumption by 40%.



Magnetic Bases:

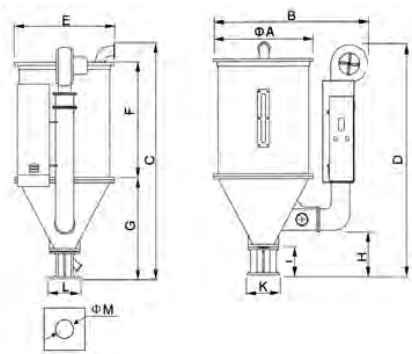
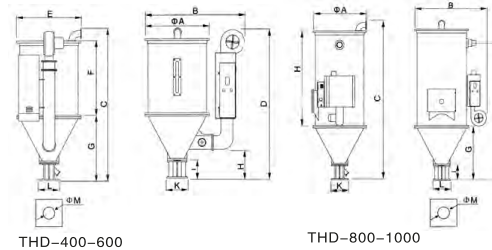
Made of aluminum with built-in hopper magnet, can effectively separate metal scraps out so to avoid material contamination.

TECHNICAL FEATURES

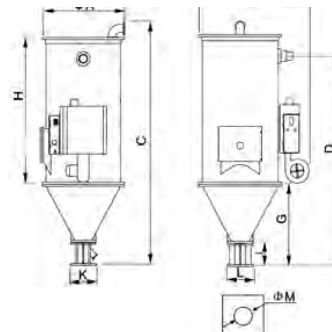
Model	THD-12	THD-25	THD-50	THD-75	THD-100	THD-150	THD-200	THD-300	THD-400	THD-500	THD-600	THD-800	THD-1000
Heating Power (kW)	2.4	3	4.5	6.6	6.6	6.6	12	15	18	19.5	21	24	36
Power (kW)	0.075	0.017	0.017	0.2	0.2	0.2	0.33	0.33	0.41	0.41	0.55	0.55	1.1
Revolution (r/minute)	—	—	—	—	2.4	2.4	2.4	2.4	2.4	2.4	2.4	2.4	2.4
Drying Volume (lt)	20	40	80	120	160	230	300	450	600	750	900	1200	1500
Capacity (kg)	12	25	50	75	100	150	200	300	400	500	600	800	1000
A (mm)	Φ325	Φ385	Φ470	Φ530	Φ595	Φ595	Φ750	Φ750	Φ910	Φ910	Φ910	Φ960	Φ960
B (mm)	660	725	840	900	955	955	1230	1230	1365	1365	1365	1420	1420
C (mm)	865	1015	1145	1240	1340	1580	1750	1985	2105	2530	2530	2700	3000
D (mm)	750	925	1045	1150	1340	1605	1480	1480	1840	1840	2015	2240	2470
E (mm)	360	405	490	550	605	605	770	770	915	915	950	600	600
F (mm)	370	460	520	620	725	970	975	1220	1220	1400	1545	540	540
H (mm)	110	215	220	220	226	226	258	258	302	302	302	1550	1845
I (mm)	170	170	170	170	166	166	158	158	222	222	222	222	222
G (mm)	375	410	380	475	470	470	550	550	775	775	775	950	950
K/L (mm)	150	150	150	150	220	220	257	257	345	345	345	345	345
M (mm)	Φ55	Φ55	Φ55	Φ55	Φ90	Φ90	Φ90	Φ90	Φ105	Φ105	Φ105	Φ105	Φ105
Net Weight (kg)	22	34	45	56	68	78	110	152	170	192	280	380	650

Note:

- » If there is Autotimer, add "T" to the model designation.
- » If equipped with magnetic aluminum base, add "M" to the model designation.
- » If there is double insulated layer, add "I" to the model designation.
- » If it is 180 high temp. model, add "H" to the model designation
- » If it has single phase voltage, add "S" to the model designation.
- » The capacity is based on plastic material of 0.65 in density and 3-5 mm diameter.



THD-400-600



THD-800-1000

Drying & Conveying

TDL

The TDL series of drying loaders integrate plastic drying and loading injection moulding machine which are placed in height limited workshop. This combination offers a group of standard micro-switch hoppers which can be used to load dried materials. Besides, TAL-900G is available to realize the two-stage loading function.

FEATURES

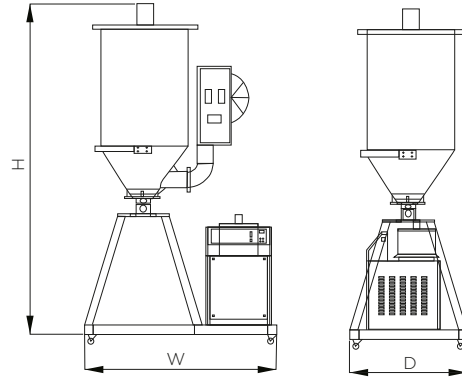
- » Various models for customer to choose freely.
- » Takes little space and easy for transportation and replacement.
- » Adopts proportional deviation temp. Indicating controller which controls the temp. Accurately.
- » Stainless steel hopper ensures no material pollutions.
- » Equipped with alarming light to show faults at once.
- » Hopper separated from its base, ensures cleaning conveniently.
- » Environment protective hot air recycling device can save energy up to 40% , without hot air or dust discharging.
- » A closed loop material loading system to prevent the dried material from contacting with outside air so to avoid damping.
- » TDL integrate drying and single loading into one unit, adopts temp. Controller to accurately control temp.24-hour timer is available for choose.
- » Usual base and single tube suction box are Standard accessories.
- » Standard aluminum bases are equipped to all models in the series.
- » Hot air recycler, blower inlet filter, air filter, cyclone dust collector, magnetic base, hopper magnet, Euro suction box as your options.
- » Can match with TAL-900G to realize the two-stage loading function.



TDL-50+900G



TDL-50



TECHNICAL FEATURES

Model	Applicable Dryer Model	Applicable Loader Model	Applicable Hopper Model	Transportation Capacity (kg/hour)	Hopper Volume	Dimensions (mm)	Weight
THL-25	THD-25	TAL-700G/800G	1xTVH-6L	300	6	1620x1000x640	95
		TAL-900G	1xTVH-6L 1xTMH-6L	450	2x6		
THL-50	THD-50	TAL-700G/800G	1xTVH-6L	300	6	1750x1000x640	110
		TAL-900G	1xTVH-6L 1xTMH-6L	450	2x6		
THL-75	THD-75	TAL-700G/800G	1xTVH-6L	300	6	1850x1000x640	115
		TAL-900G	1xTVH-6L 1xTMH-6L	450	2x6		
THL-100	THD-100	TAL-700G/800G	1xTVH-6L	300	6	1950x1080x710	155
		TAL-900G	1xTVH-6L 1xTMH-6L	450	2x6		
THL-150	THD-150	TAL-700G/800G	1xTVH-6L	300	6	2200x1080x710	160
		TAL-900G	1xTVH-6L 1xTMH-6L	450	2x6		
THL-200	THD-200	TAL-800G	1xTVH-6L	300	6	2385x1140x840	210
		TAL-900G	1xTVH-6L 1xTMH-6L	450	2x6		
THL-300	THD-300	TAL-800G	1xTVH-6L	300	6	2690x1140x840	285
		TAL-900G	1xTVH-6L 1xTMH-6L	450	2x6		
THL-400	THD-400	TAL-800G	1xTVH-6L	400	6	2800x1240x1020	285
		TAL-900G	1xTVH-6L 1xTMH-6L	700	2x6		

NOTE:

- » If equipped with Autotimer, add "T" to the model designation.
- » If equipped with magnetic aluminum base, add "M" to the model designation.
- » If equipped with double insulated layer, add "I" to the model designation.
- » If it is 180 high temp. model, add "H" to the back of the model.
- » If it has Euro safety regulation, add "CE" to the model designation.
- » If it has single phase voltage, add "S" to the model designation.

Euro Type Hopper Loader

THD-U

The THD-U series Euro hopper dryers adopt hot air down-blowing design and use stainless steel material hoppers to avoid contamination. With this design, they are also ideally suited for use with honeycomb dehumidifiers to dry engineering plastics. There are 25 models, available, ranging from 20U to 8000U liters with airtight material cleaning door on models, available material cleaning door on models THD-80U above. The microprocessor control featuring digital display and auto start/stop timer as Standard equipment.



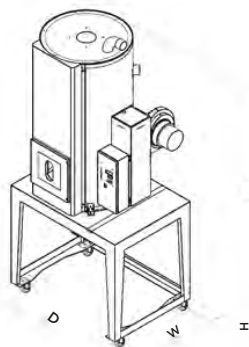
THD-16U



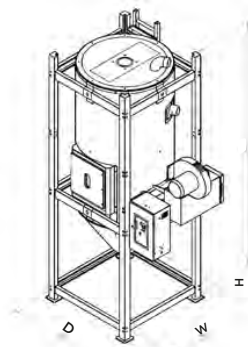
THD-1500U



THD-80U



THD-20U-450U
With floor stand THD



THD-600U-8000U

NOTE:

- » For polished hopper, add "P" to the model designation.
- » Blower is included in machine net weight, but floor stand is not included.

FEATURES:

- » Innovative design with sleek appearance.
- » Hot air down-blowing design ensures even distribution of hot air to maintain a steady temperature in the hopper and increase drying efficiency.
- » All material contact surfaces are made of stainless steel.
- » Material clearance door seal and makes clean down more convenient and effective. (models THD-80U and above)
- » Microprocessor is used for accurate temperature control.
- » Overheat protection to ensure reliable operation.
- » Digital P.I.D temperature control with LED display, 7 days automatic start/stop timer to improve energy saving.
- » Aluminum bases are equipped to model THD-20U to THD-1200U
- » Option accessories: magnetic base (aluminum or stainless steel), mobile flor stand, suction box, hot air recycling exhaust air filter, blower inlet filter.
- » Drying hopper and hopper lid can be fully insulated for high temperature application.

TECHNICAL FEATURES

Model	Heater Power	Blower	Hopper Capacity	Dimensions	Floor Stands	Overall Height	Air Inlet Pipe Diameter (Inch)	Air Inlet Pipe Diameter (Inch)	Weight
THD-20U	2.4/3	0.12	20	730x575x325	790x450x550	1260	2"	2.5"	40
THD-40U	3/4.5	0.17	40	760x640x390	790x450x550	1295			45
THD-80U	4.5/6.6	0.17	80	940x722x475	840x552x722	1465	2.5"	3.5"	50
THD-120U	4.5/6.6	0.2	120	1210x722x475	840x552x722	1735			60
THD-160U	6.6/7.2	0.2	160	1225x822x575	920x662x795	1825	3"	4"	90
THD-230U	6.6/7.2	0.2	230	1505x822x575	920x652x795	2105			100
THD-300U	12/15	0.33	300	1450x945x695	970x790x930	2085			130
THD-450U	15/18	0.33	450	1850x945x695	970x790x930	2435			160
THD-600U	18/24	0.55	600	1820x1170x915	1130x1000x1200	2470	4"	5"	200
THD-750U	18/24	0.55	750	2100x1170x915	1130x1000x1200	2780			220
THD-900U	18/24	0.55	900	2070x1340x1050	1320x1200x1200	2730	4"	5"	250
THD-1200U	24/36	0.75	1200	2500x1340x1050	1320x1200x1200	3160			380
THD-1500U	36/48	1.1	1500	2950x1542x1250	1400x1500x1500	3470	5"	6"	495
THD-2000U	36/48	2.2	2000	3350x1542x1250	1400x1500x1500	3870			570
THD-2500U	48/60	3.7	2500	3510x1770x1400	1500x1640x1640	4050	5"	5"	620
THD-3000U	48/60	3.7	3000	3910x1770x1400	1500x1640x1640	4400			700
THD-3500U	60/72	5.5	3500	4310x1770x1400	1500x1640x1640	4800	8.6"	8.6"	785
THD-4000U	60/72	5.5	4000	4450x1980x1600	1650x1900x1900	4550			860
THD-4500U	84/96	5.5	4500	4350x1980x1600	1650x1900x1900	4850	8.6"	10.7"	940
THD-5000U	84/96	5.5	5000	4650x1980x1600	1650x1900x1900	5150			1050
THD-5500U	96/108	5.5	5500	4950x1980x1600	1650x1900x1900	5450			1120
THD-6000U	96/108	5.5	6000	4350x2220x1800	1650x2100x2100	5100	8.6"	12.8"	1210
THD-6500U	108/120	7.5	6500	4600x2220x1800	1850x2100x2100	5350			1285
THD-7000U	108/120	7.5	7000	4850x2220x1800	1850x2100x2100	5600			1375
THD-8000U	120/132	11	8000	5350x2220x1800	1850x2100x2100	5850			1445

Honeycomb Dehumidifier

TD-200


The TD-H series honeycomb dehumidifiers are mainly used to dry hygroscopic engineering plastics. A honeycomb-rotor is used in this series to offer effective drying. Under ideal conditions, honeycomb rotor can supply dehumidified dry air with a dew-point down to -50C. The TD-H series offers accurate P.I.D. temperatures. This series comprise 14 models of honeycomb dehumidifiers, the largest of which can provide dry air up to a volume of 4000m³/hr.

FEATURES:

- » This series use P.I.D temperature control system, with regenerating temperature setting and real temperature display function.
- » Equips with dehumidifying heater and temperature control gauge as options to dry and dehumidify the raw material.
- » The dehumidifying system of the TD-H series features two condensers to ensure a low return air temperature and low dew-point.
- » Main power switch with mechanical chain lock function



TD-200H



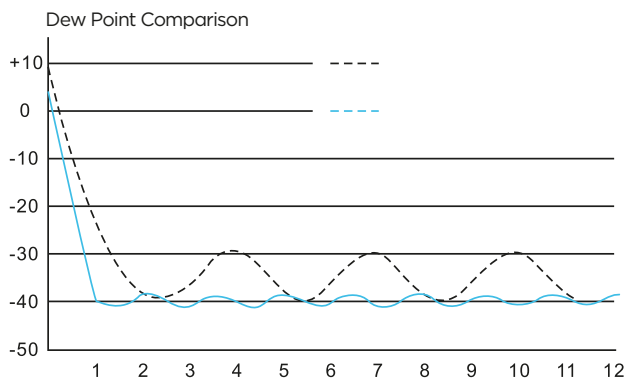
TECHNICAL FEATURES

CX									TB							
Model	TD-	30H	50H	80H	120H	150H	200H	300H	400H	500H	700H	1000H	1500H	2000H	3000H	4000H
Process Air Flow (m ³ / hour)		30	50	80	120	150	200	300	400	500	700	1000	1500	2000	3000	4000
Process Blower (kW)		0.2	0.4	0.85	0.85	1.6	1.6	3	4	2.2	2.2	5.5	11	11	11*2	11*2
Regeneration (kW)		0.2	0.4	0.4	0.4	0.85	0.85	0.85	0.85	1.6	1.6	3	3	4	3*2	4*2
Regeneration Blower (kW)		3	3	4	4	4	6	7	7	12	12	15	24	24	24*2	24*2
Outlet Pipe Diameter (Inch)		2"	2"	2"	2"	2.5"	2.5"	3	3	4	4	5"	5"	8.5"	8.5"	8.5-10.7"
Voltage Features		3 ϕ , 400V, 50Hz														
Dimensions																
Y(mm)		1260	1260	1360	1360	1560	1570	1745	1745	1935	1935	2145	2145	2060	2500	2500
Width (mm)		480	480	530	530	660	660	900	900	900	900	1300	1300	1410	1600	2000
D (mm)		755	755	820	820	1050	1050	1255	1255	1380	1380	1550	1910	2150	2160	2200
Weight		80	80	120	140	215	225	240	280	290	300	400	510	630	760	880

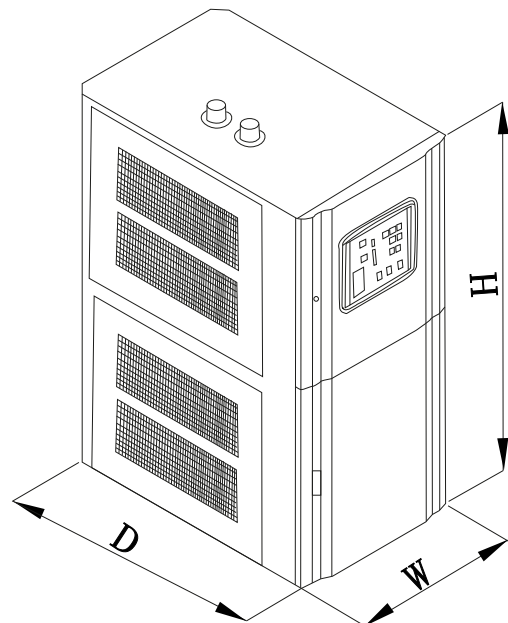
Process heater and temperature control are optional for this series.

SEPARATION	RELATIVE HUMIDITY	MOIST CONTENT	
		PPM	%
20	100	23.072	2.307
+10	52.50	12.117	1.212
0	26.10	6.027	0.603
-10	11.20	2.574	0.257
-20	4.40	1.025	0.103
-30	1.60	378	0.038
-40	0.60	128	0.013
-50	0.20	39	0.004

*ppm: 1/1.000.000



Outline Drawing

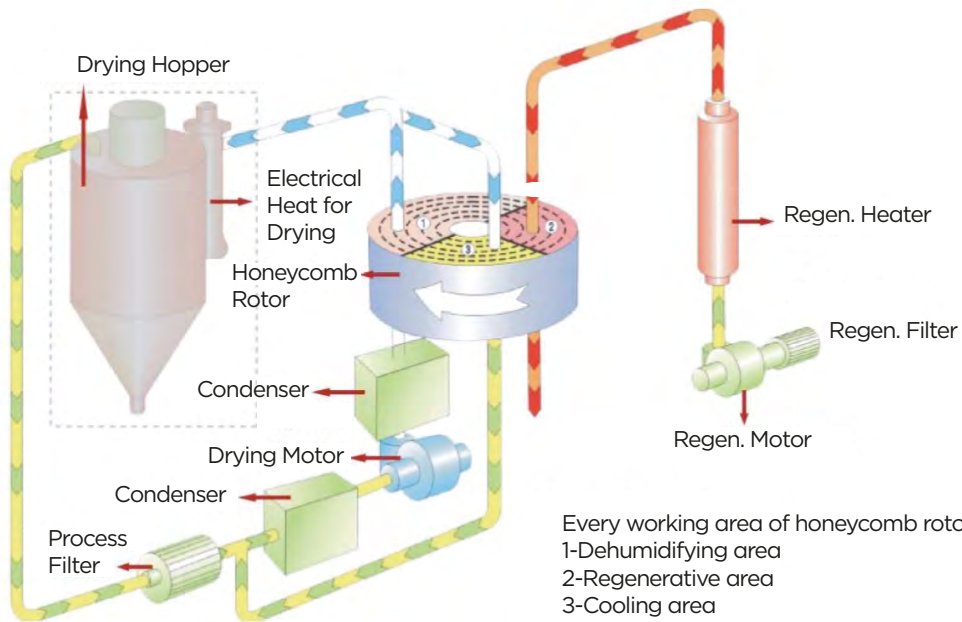


WHAT IS HONEYCOMB ?

The main part of honeycomb rotor is made by ceramic fiber and organic additives, sintered under high temperature with molecular sieve and silica gel as basic material to bond together with inside of honeycomb to form the honeycomb-like structure. Unlike common desiccant or rotary molecular sieve, which, when aging, will produce dust, followed by process air to drying hopper, to pollute plastic material. Honeycomb rotor offers unlimited long services life and can be cleaned. The moisture of return air is quickly absorbed by molecular sieves when passing through numerous holes within honeycomb rotor. So, when coming out of rotor it can form low dewpoint dry air.

The principles of regenerating and dehumidifying are similar and both of them carry out simultaneously. The only difference is that the two process winds are in opposite direction.

Working Principle



Internal Structure



Heat-resistant neoprene hose

Every working area of honeycomb rotor
 1-Dehumidifying area
 2-Regenerative area
 3-Cooling area



Portable dew point meter



Integrated dew point control

NOTE:

- » Use separated drying hopper.
- » Moisture content lower than 0.005% after drying when in 20C atmosphere and 65% relative humidity.

Raw Material	Drying Heat	Drying Period (Hour)	Specific Heat	Weight Specific to the Material (kg / dm ³)	Moisture Content Prior to Drying (%)	Moisture Content Prior to Drying (%)	Drying Capacity (kg / hour)														
							TD-30H	50H	80H	120H	150H	200H	300H	400H	500H	700H	1000H	1500H	2000H	3000H	4000H
ABS	80	2-3	0.34	0.6	0.3	0.02	11	18	27	35	71	105	180	210	285	355	425	710	1065	1500	1600
CA	75	2-3	0.5	0.5	1	0.05	9	15	22	30	60	90	150	180	235	290	355	590	885	1200	1330
CAB	75	2-3	0.5	0.5	0.8	0.2	9	15	22	30	60	90	150	180	235	290	355	590	885	1200	1330
CP	75	2-3	0.6	0.6	1	0.02	11	18	27	35	71	106	180	210	235	355	425	710	1060	1500	1600
LCP	150	4	0.6	0.6	0.08	0.02	8	13	20	27	55	80	135	160	210	265	320	530	800	1150	1200
POM	100	2	0.35	0.6	0.2	0.02	16	27	40	53	105	160	265	320	425	530	640	1060	1600	1800	2400
PMMA	80	3	0.35	0.65	0.5	0.02	11	19	29	38	77	115	192	230	307	383	460	767	1150	1530	1730
IONOMER	90	3-4	0.55	0.5	0.1	0.04	7	11	17	22	44	66	111	133	177	220	265	442	663	750	1000
PA6/6.6/6.10	75	4-6	0.4	0.65	1	0.05	6	10	14	19	38	58	96	115	153	192	230	383	575	960	1040
PA11	75	4-5	0.58	0.65	1	0.05	7	12	17	23	46	69	115	138	184	230	275	460	690	780	1150
PA12	75	4-5	0.28	0.65	1	0.05	7	12	17	23	46	69	115	138	184	230	275	460	690	780	1150
PC	120	2-3	0.28	0.7	0.3	0.01	13	21	31	41	83	124	206	250	330	413	495	826	1238	1400	1860
PU	90	2-3	0.45	0.65	0.3	0.02	11	19	29	38	77	115	190	230	307	383	460	767	1150	1530	2080
PBT	130	3-4	0.3-0.5	0.7	0.2	0.02	9	15	23	31	62	93	155	186	248	310	372	620	930	1100	1600
PE	90	1	0.55	0.6	0.01	0.01	32	53	80	106	212	318	531	637	850	1062	1275	2125	3185	3600	4800
PEI	150	3-4	0.6	0.6	0.25	0.02	8	13	20	27	53	80	133	160	212	265	320	530	800	1030	1370
PET	160	4-6	0.3-0.5	0.85	0.2	0.05	8	13	19	25	50	75	125	150	200	250	300	500	750	1150	1360
PETG	70	3-4	0.6	0.6	0.5	0.02	8	13	20	27	53	80	133	160	212	265	320	530	800	1030	1370
PEN	170	5	0.85	0.85	0.1	0.05	9	15	23	30	60	90	150	180	240	300	360	600	900	1150	1360
PES	150	4	0.7	0.7	0.8	0.02	9	15	23	30	60	90	150	180	240	300	360	600	900	1050	1400
PMMA	80	3	0.65	0.65	0.5	0.02	11	19	29	38	77	115	190	230	310	385	460	765	1150	1530	1730
PPO	110	1-2	0.4	0.5	0.1	0.04	13	22	33	44	88	133	220	265	355	440	530	885	1330	1730	2660
PPS	150	3-4	0.6	0.6	0.1	0.02	8	13	20	27	53	80	133	160	212	265	320	530	800	1030	1370
PI	120	2	0.27	0.6	0.4	0.02	16	27	40	53	105	160	265	320	425	530	640	1060	1600	1800	2400
PP	90	1	0.46	0.5	0.1	0.02	26	44	66	88	180	265	442	530	710	885	1060	1770	2655	3500	4000
PS(GP)	80	1	0.28	0.5	0.1	0.02	26	44	66	88	180	265	442	531	708	885	1062	1770	2655	3500	4000
PSU	120	3-4	0.31	0.65	0.3	0.02	8	14	22	29	60	85	145	173	230	290	345	575	865	1300	1485
PVC	70	1-2	0.2	0.5	0.1	0.02	13	22	33	44	90	135	220	265	355	442	530	885	1330	1730	2660
PAN(AS)	80	1-2	0.32	0.5	0.1	0.05	13	22	33	44	90	135	220	265	355	442	530	885	1330	1730	2660
TPE	110	3	0.7	0.7	0.1	0.02	13	20	30	40	85	125	205	250	330	413	495	826	1238	1650	1860

2 in 1 Dehumidifiers

TDD

The TDD series dehumidifying dryer combine dehumidifying and drying system in a single unit. They have many applications in processing plastic materials such as PA, PC, PBT, PET, etc. We offer two types of honeycomb rotors: H4 and H5 models, which under ideal conditions, can supply dehumidified dry air with a dewpoint down to -50 and -50 respectively. All models featured with TD-H honeycomb dehumidifiers with built-in process heater and insulated drying hopper. The TDD series offers accurate PID temperature control as Standard, with LCD touch screen, dew-point monitor and hopper loaders.

FEATURES:

- » The TDD dehumidifying dryer use honeycomb dehumidifiers with an eye catching semi-integral appearance.
- » Each model combines dehumidifying and drying functions into a single unit.
- » Material processing is controlled via microprocessor as Standard with touch screen PLC control as an option for more convenient control.
- » Insulated drying hopper features dry air downflowing and cyclone exhaust design. This improves drying efficiency and reduces energy consumption whilst maintaining a steady drying effect.
- » Compact in size for ease of movement and space saving.
- » The dehumidifying section of the TDD series features two condensers to ensure a low return air temperature and low-dewpoint.
- » Dew-point monitor can be fitted to check dry air dewpoint.
- » Optional suction box and hopper loader for conveying material conveniently.



Integrated dew point control



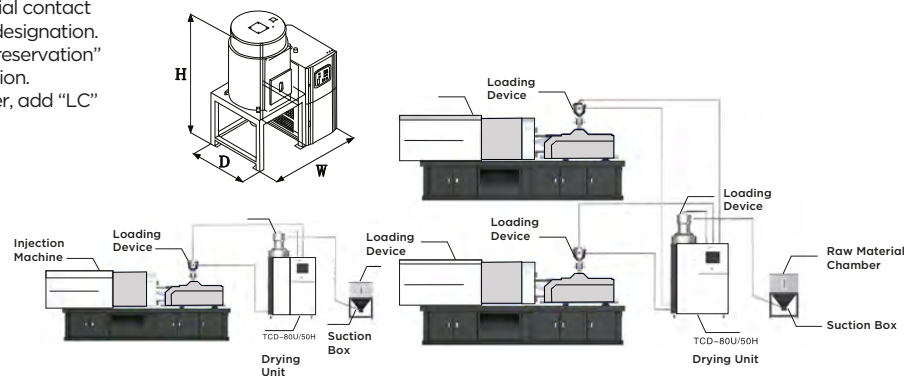
TDD-300U/200H

TECHNICAL FEATURES

	Regenerative Heater Power)	Regenerative Fan Power	Process Heater Power	Process Fan Power	Dry Air Capacity	Drying Chamber Capacity	Dimensions	Weight
Model	3	0.2	2.4/3	0.2	30	20	1240x875x755	110
TDD-20U/30H	3	0.2	3/4.5	0.4	30	40	1300x930x755	190
TDD-40U/30H	3	0.4	3/4.5	0.4	50	40	1300x930x755	190
TDD-40U/50H	3	0.4	4.5/6.6	0.4	50	80	1410x1030x755	210
TDD-80U/50H	4	0.4	4.5/6.6	0.85	80	120	1780x1220x820	250
TDD-120U/80H	4	0.4	6.6/7.2	0.85	80	160	1740x1220x820	255
TDD-160U/80H	4	0.4	6.6/7.2	0.85	120	160	1740x1220x820	265
TDD-160U/120H	4	0.4	6.6/7.2	0.85	120	230	2010x1220x820	295
TDD-230U/120H	4	0.4	6.6/7.2	1.6	150	230	2150x1450x1050	375
TDD-230U/150H	4	0.4	12/15	1.6	150	300	2040x1450x1050	410
TDD-300U/150H	6	0.4	12/15	1.6	200	300	2040x1450x1050	420
TDD-300U/200H	6	0.4	15/18	1.6	200	450	2440x1450x1050	550
TDD-450U/200H	7	0.85	15/15	3	300	450	2480x1490x1255	580
TDD-450U/300H	7	0.85	18/24	3	300	600	2380x1745x1255	615
TDD-600U/300H	7	0.85	18/24	4	400	600	2380x1745x1255	620
TDD-600U/400H	7	0.85	18/24	4	400	750	2610x1745x1255	650
TDD-750U/400H	12	1.6	18/24	2.2	500	750	2760x2140x1380	760
TDD-750U/500H	12	1.6	18/24	2.2	500	900	2640x2140x1380	820
TDD-900U/500H	12	1.6	18/24	2.2	700	900	2640x2140x1380	830
TDD-900U/700H	12	1.6	24/36	2.2	700	1200	3070x2140x1380	870
TDD-1500U/1000H	15	3	36/48	5.5	1000	1500	3300x13600x2500	1200
TDD-2000U/1000H	15	3	36/48	5.5	1000	2000	3500x3600x2500	1500
TDD-2500U/1500H	24	4	48/60	11	1500	2500	3500x3600x2500	2000
TDD-4000U/2000H	24	4	72/84	11	2000	4000	4500x3900x2700	2800

NOTE:

- » Polished treatment on all material contact surfaces, add "P" to the model designation.
- » Modified into "180C and heat-preservation" add "HT" to the model designation.
- » LCD touch screen, PLC controller, add "LC" to the model designation.



3 in 1 Compact Dryers

TCD

TCD series combining 2-stage feeding, dehumidifying, and drying into one unit, is widely used in all kinds of plastic raw materials, especially the hygroscopic strong engineering plastics, such as PA, PC, PBT, PET. TCD-H in the ideal state can reach the lowest dew point of -50°C. This series use TD-H honeycomb dehumidifier and stainless steel materials barrel with down-blowing type. All series adopt P.I.D temperature control system for the Standard equipment, and PLC control with LCD touch human-machine interface for selection. Dew point meter and automatic loading machine is optional.

FEATURES:

- » TCD series compact dryers are equipped with honeycomb rotor for dehumidifying. They have two kinds of design: Fully-integral and semi-integral depending on the size.
- » Suitable for drying hygroscopic engineering plastics such as PA, PC, PBT, PET, etc. Integration of dehumidifying, drying, and two-stage conveying functions in a single unit.
- » Three-stage conveying is also available as an option
- » Insulated drying hopper features dry air down-blowing and cyclone exhaust design. This improves drying efficiency and reduces energy consumption which maintaining a steady drying effect.
- » Closed loop conveying system eliminates the possibility of moisture re-absorption during material conveying.
- » The dehumidifying section of TCD series features two condensers to ensure a low return air temperature and low dewpoint.
- » Equipped with pneumatic shut-off valve to ensure no material remains in the material line after each loading cycle.
- » Material processing is controlled via microprocessor as Standard with touch screen PLC control as an option for centralized and automatic operation.
- » Dew-point monitor can be fitted to monitor and display dry air dewpoint.



TCD-80U/50H

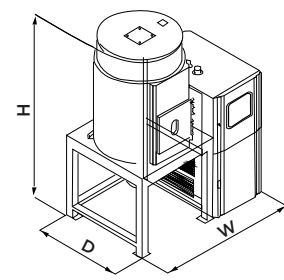
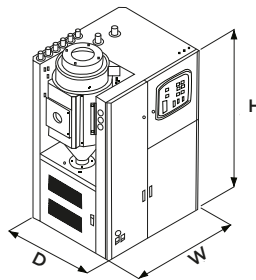
TECHNICAL FEATURES

Model	TCD-	20U/30H	40U/30H	40U/50H	80U/50H	120U/80H	160U/80H	160U/120H	230U/120HU	230U/150H	300U/150H	300U/200H	450U/200H
Process Heater Power		3	3	4	4	6	6	6	7	7	12	12	15
Process Fan Power		0.2	0.4	0.4	0.4	0.85	0.85	0.85	0.85	1.6	1.6	1.6	1.6
Drying Chamber Capacity		20	40	40	80	120	160	160	230	230	300	300	450
Dehumidification System													
Regenerative Heater Power		3	3	3	3	4	4	4	4	4	4	6	6
Regenerative Fan Power		0.2	0.2	0.4	0.4	0.4	0.4	0.4	0.4	0.4	0.4	0.4	0.4
Drying Air Capacity		30	50	50	50	80	80	120	120	150	150	200	200
Transportation System													
Transportation Blowing Power		0.85	0.85	0.85	1.6	1.6	1.6	1.6	1.6	1.6	1.6	1.6	1.6
Transportation Hose Diameter (Inch)		1.5	1.5	1.5	1.5	1.5	1.5	1.5	1.5	1.5	1.5	1.5	1.5
THR-U-E Chamber Receiver (L)		3	3	3	6	6	6	6	12	12	12	12	12
THR-U Chamber Receiver (L)		3	3	3	6	6	6	6	12	12	12	12	12
Dimensions													
Y (mm)		1490	1550	1550	1520	1990	1860	1860	2070	2130	2160	2160	2350
G (mm)		1000	1040	1040	950	1105	1190	1190	1190	1425	1460	1460	1460
D (mm)		875	875	875	810	875	875	875	875	1015	1020	1020	1020
Weight		305	325	335	325	340	385	505	515	540	560	565	595

Model	TCD-	450U/300H	600U/300H	600U/300H	750U/400H	750U/500H	900U/500H	900U/700H	1200U/700H
Process Heater Power		15	18	18	18	18	24	24	24
Process Fan Power		3	4	4	4	5.5	5.5	5.5	5.5
Drying Chamber Capacity		450	600	600	750	750	900	900	1200
Dehumidification System									
Regenerative Heater Power		7	7	7	7	12	12	12	12
Regenerative Fan Power		0.85	0.85	0.85	0.85	1.6	1.6	1.6	1.6
Drying Air Capacity (m ³ /hour)		300	300	400	400	500	500	700	700
Transportation System									
Transportation Blowing Power		1.5	1.5	1.5	1.5	1.5	2.4	2.4	2.4
Transportation Hose Diameter (Inch)		1.6	1.6	1.6	1.6	1.6	2	2	2
THR-U-E Chamber Receiver (L)		12	12	12	12	12	24	24	24
THR-U Chamber Receiver (L)		12	12	12	12	12	24	24	24
Dimensions									
Y (mm)		2480	2480	2380	2610	2760	2640	2640	3070
G (mm)		1490	1745	1745	1745	2140	2140	2140	2140
D (mm)		1255	1255	1255	1255	1380	1380	1380	1380
Weight		600	635	640	690	710	820	850	900

NOTE:

- » Full-integram design is optional for models ranging from TCD-450U/300H to TCD-750U/500H
- » Power supply: 3 Φ , 400V, 50Hz



t-max

Tepro Makina ve Otomasyon Sistemleri San. ve Tic. A.Ş.
İnönü Mah. Gebze Güzeller OSB, Nursultan
Nazarbayev SK. No:14, 41400 Gebze / Kocaeli
+90 (216) 709 26 00

www.t-max.com.tr